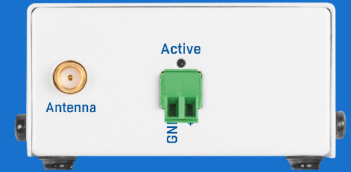


SD-4-20mA

LAN/WiFi converter with industrial AI (Analog Input) for external 4-20 mA / 0-20 mA probes. External 4-20 mA probe is powered from the device.

SD-4-20mA is IoT Monitoring device, (Portal required). Pre-calibration possible, no expert on the site needed.



SD-4-20mA is LAN/WiFi device with AI (Analog Input) for industrial probes (sensors) with 4-20 mA / 0-20 mA interface.

Analog value can be converted to digital with using 8-points calibration curve. External probe can be powered from 4-20 mA. The AI input 4-20 mA can be reconfigured to 0-20 mA.

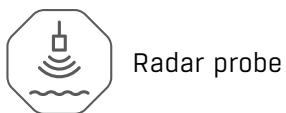
IoT Monitoring device have to be connected to the SensDesk technology based portal. Default HWg-cloud.com portal is free of charge service. Other compatible (paid) portals also available.

Portal centralizes device management, remote FW upgrades, graphs, Alerts by email, SMS or Voice-calls. Open API and PDF reports are also available.

Typical 3rd party probes



pH probe



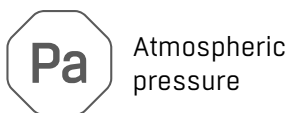
Radar probe



Pressure probe



Current



Atmospheric pressure

Portal based services



SensDesk Technology

- HWg-cloud.com for free
- SensDesk.com as paid service
- Several Portal providers available

Device management

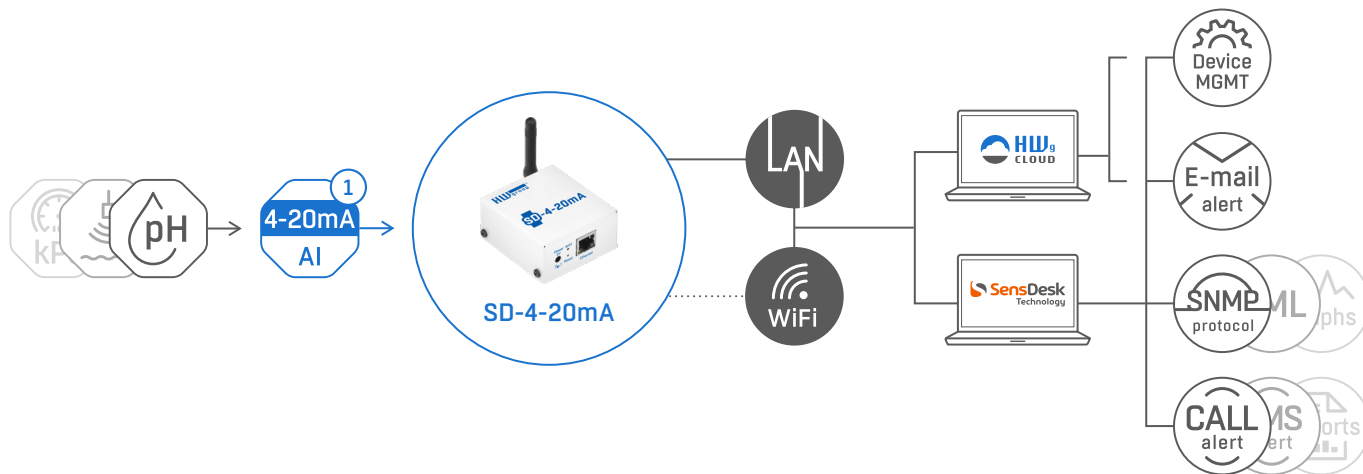
Portal provides also central device management for all devices connected to one user account.

4-20 mA interface

4-20 mA interface is common in the industry for use with high quality analog sensors. Power is there included in the bottom 4mA.

8 points calibration

Input analog signal can be converted to digital value with conversion curve defined in 8 points.



Typical applications

- Liquid level monitoring in Diesel/Water tanks
- Portal input for special Industrial sensors
- Water pH / pressure / level probes
- Industrial applications
- Agricultural installations

Technical specifications

External power	5V DC / 120mA / Jack $\varnothing 3.5 \times 1.35 / 10$ mm
PoE support	Yes
Operating temperature	-30°C to +80°C (for the SD device)
Dimensions / weight	67×78×33 mm / 250 g
Electromagnetic radiation / EMC	CE/FCC Part 15, Class B / EN 55022, EN 55024, EN 61000

Related products



Sensor 4-20mA 1W-UNI

Converter with isolated 4-20 mA AI (Analog Input) for external current sink probe and RJ11 output (1W-UNI).



SD-2x1Wire Tset

Starting set for IoT Monitoring device, LAN and WiFi connectivity. Power adaptor and temperature sensor included.



Poseidon 4002

Secure solution for remote environment monitoring and control of outputs.



Ares 12 LTE

Industrial measuring and monitoring for 14 sensors with GSM and LTE communication and back-up power.



NB-2x1Wire Tset subscribed

Starting set for IoT Monitoring device, NB-IoT (NarrowBand) connectivity. Power adaptor, 3-years prepaid SIM card and temperature sensor included.

External sensors

Analog Input	1× 4-20 mA / 0-20 mA
Analog Input Mode	Configured manually in the WEB setup, 4-20mA by default
Compatible sensors	All industrial probes with 0-20 mA or 4-20 mA interface
Analog value calibration	Yes, 8-point curve can be used
Probe distance	Max. 100 m

Device connectivity

LAN	10/100 Mbit with PoE support (IEEE 802.3af Class 0)
WiFi	2.4 GHz
Portal	The portal is mandatory for device management & usage

Portal Features

Default portal	HWg-cloud.com (free service)
Compatible portals	All SensDesk Technology based portals
Mobile App	HWg monitor, SensDesk Mobile
Portal alerts	Email, SMS, Voice-calls
Portal graphs	Graphs / Multi-graphs
Portal reports	PDF reports
Portal Open API	XML, SNMP